

UNDERSTANDING FINANCING MECHANISMS FOR PEATLAND



Clockwise: X; Lake Vyrnwy; Wybunbury Moss National Nature Reserve; Cholmondeley Estate; Fenn's, Whixall & Bettisfield Mosses National Nature Reserve; Cholmondeley Estate

GLOBAL CONTEXT: CONSERVATION FINANCING

Current **\$52 billion/year**

Credit Suisse et al. (2016)



Earth icon made by [Freepik](https://www.flaticon.com) from www.flaticon.com

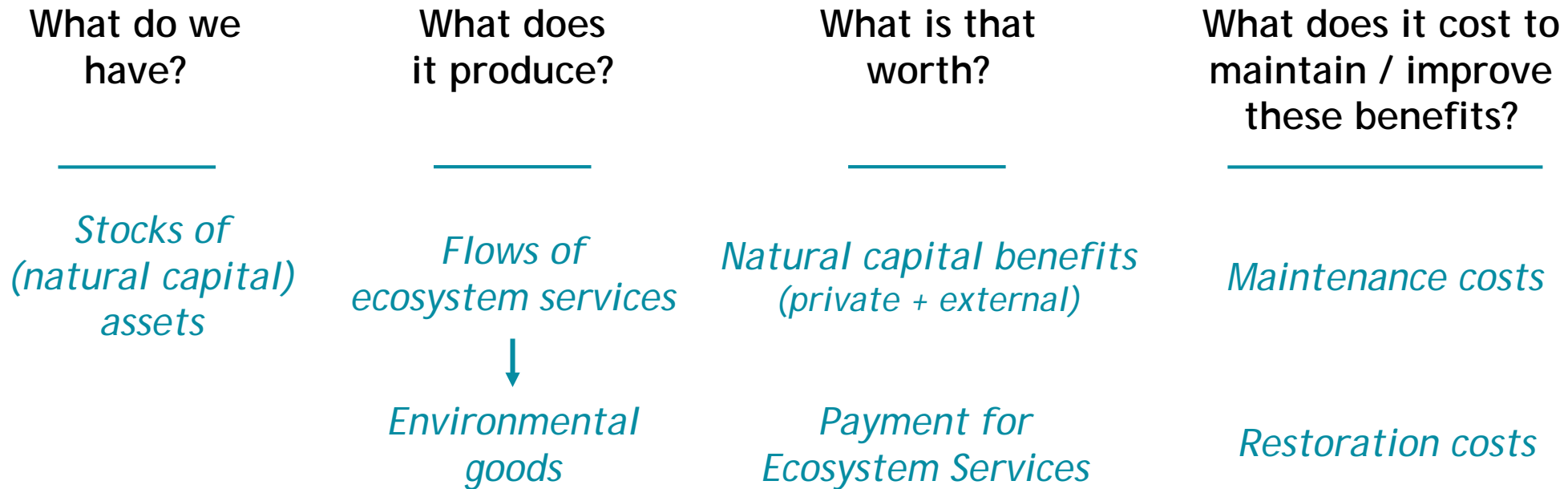
Growing gap **\$200 - 300 billion/year**

Credit Suisse et al. (2014)

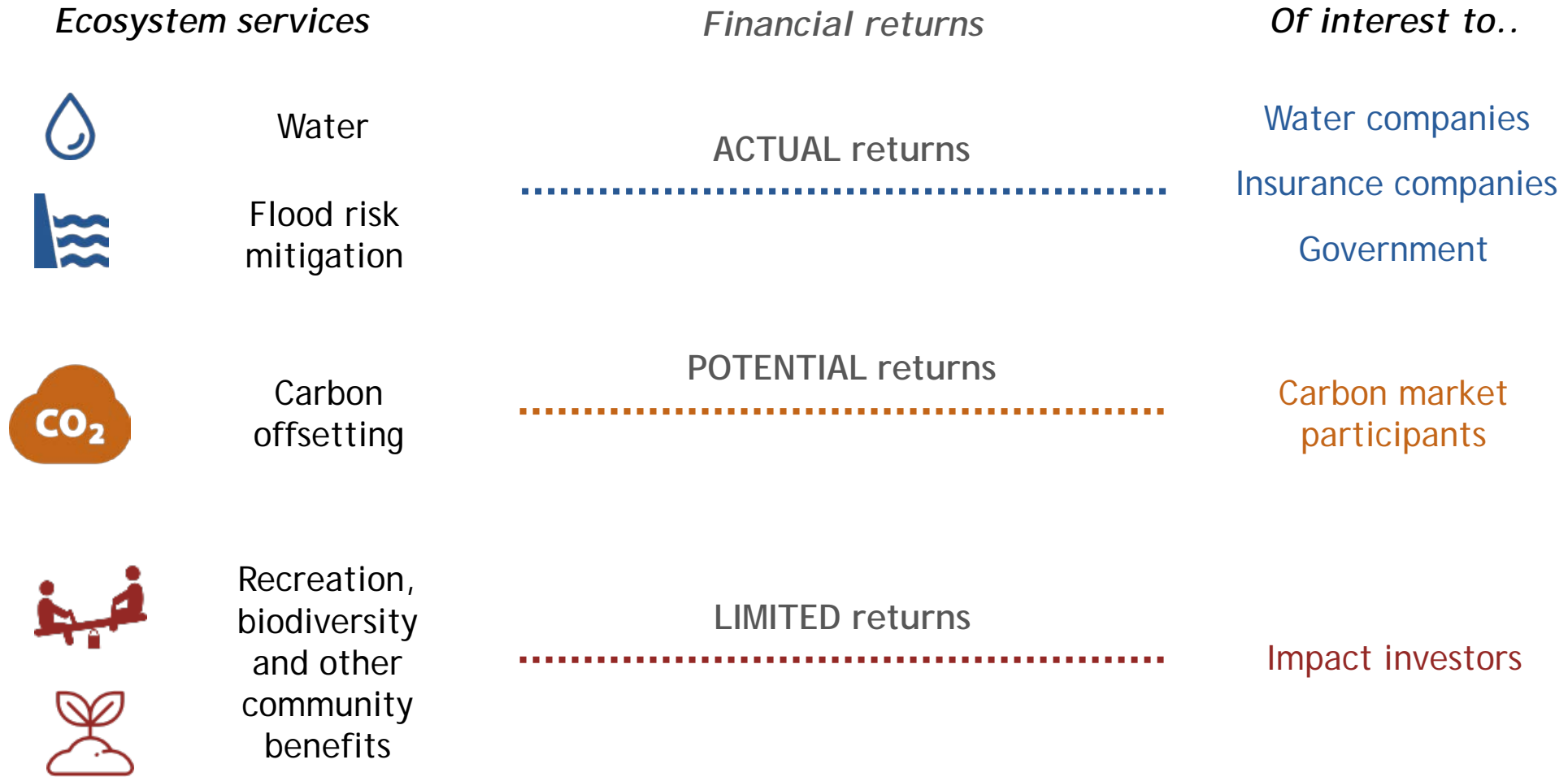
**Peatland
funding gap**

**£500 million over
the next 10 years**

UNDERSTANDING PEATLAND



BRIDGING THE MARKET




Drop icon made by [Chanut is Industries](#); Sea dyke icon made by [Freepik](#); CO2 inside cloud made by [Freepik](#); Children on see saw made by [Freepik](#); Sprout made by [Freepik](#) from www.flaticon.com

FIRST STEPS



Structured peatland product



Financing mechanisms

Grant

Debt instrument

Equity instrument

Risk management mechanisms


Fiscal intervention

Market creation

Regulatory reform

Footprints direction icon made by [Freepik](#); Drop icon made by [Chanut is Industries](#); Sea dyke icon made by [Freepik](#); CO2 inside cloud made by [Freepik](#); Children on see saw made by [Freepik](#); Sprout made by [Freepik](#) from www.flaticon.com

NEXT STEPS



Teamwork icon made by [Freepik](#); Open book icon made by [Zlatko Najdenovski](#); Piggy bank icon made by [Gregor Cresnar](#); Food stall icon made by [Freepik](#) from www.flaticon.com.

CONTACT

Adams Koshy

adams@eftec.co.uk

eftec

www.eftec.co.uk